

IPR 2021 - 8th International Pediatric Radiology Conjoint Meeting & Exhibition - Rome, June 14-19, 2021

Preliminary Program

LEGENDA			
Pre-Courses	Categorical Courses	Scientific Sessions	Sunrise Sessions

Monday, June 14, 2021

Start Time	End Time	Duration	Item
08:30	17:30	09:00	Registration
11:00	13:00	02:00	FETO-PLACENTAL IMAGING PRE-COURSE COLLOQUIUM session I-A (concurrent)
11:00	11:15	00:15	Explaining ventriculomegaly
11:15	11:30	00:15	Swimming through the posterior fossa fluid: How much vermis is enough?
11:30	11:45	00:15	Tract-Specific Trajectories in the Fetal White Matter
11:45	12:00	00:15	Computational Atlases of Normal Fetal Brain Development
12:00	12:15	00:15	AI Methods for fetal brain assessment: is the machine's brain better than ours?
12:15	12:30	00:15	Prenatal Assessment of Spina Bifida – Classic Concepts and New Insights
12:30	12:45	00:15	Diagnostic dilemmas: Multigestational Madness and clues on how to image
12:45	13:00	00:15	Discussion
11:00	13:00	02:00	WFPI PRE-COURSE COLLOQUIUM session II-A (concurrent) Epidemics and pandemics – the role of the pediatric radiologist
11:00	11:20	00:20	New Pediatric Lung Infections including COVID-19 Pneumonia: What Radiologists Need to Know
11:20	11:40	00:20	Atypical chest infections and mimickers: interactive session
11:40	12:00	00:20	The changing picture of HIV infections
12:00	12:20	00:20	Malaria – when and how-to image
12:20	12:40	00:20	ZIKA virus – experience from South America
12:40	13:00	00:20	Discussion
11:00	13:00	02:00	POSTMORTEM PRE-COURSE COLLOQUIUM session III-A (concurrent) The basics
11:00	11:25	00:25	Introduction to post mortem imaging symposium / workshop
11:25	11:50	00:25	Post mortem imaging for beginners - what, how, why
11:50	12:15	00:25	Fetal imaging: intrauterine vs post mortem
12:15	12:40	00:25	How to set up a service
12:40	13:00	00:20	Discussion

IPR 2021 - 8th International Pediatric Radiology Conjoint Meeting & Exhibition - Rome, June 14-19, 2021
Preliminary Program

LEGENDA			
	Pre-Courses		Categorical Courses
	Scientific Sessions		Sunrise Sessions

11:00	13:00	02:00 CHILD ABUSE PRE-COURSE COLLOQUIUM session IV-A (concurrent) Bones (I)
--------------	--------------	--

- 11:00 11:25 00:25 Imaging the MSK system in Suspected Abuse: Who, What and When?
- 11:25 11:50 00:25 Differential Diagnoses: Accepted and Controversial
- 11:50 12:15 00:25 Is that How it Happened? Mechanisms of Injury in Suspected Abuse
- 12:15 12:40 00:25 Is that When it Happened? Dating Fractures in Suspected Abuse
- 12:40 13:00 00:20 Discussion

11:00	12:00	01:00 ADVANCED PEDIATRIC MRI PRE-COURSE COLLOQUIUM session V-A1 (concurrent) Pediatric imaging without sedation
--------------	--------------	--

- 11:00 11:15 00:15 Accelerated MRI, motion robust sequences & real time motion correction
- 11:15 11:30 00:15 Hardware required for widespread adoption of these techniques
- 11:30 11:45 00:15 Clinical examples : Brain
- 11:45 12:00 00:15 Clinical examples : Abdomen/Pelvis

12:00	13:00	01:00 ADVANCED PEDIATRIC MRI PRE-COURSE COLLOQUIUM session V-A2 (concurrent) MR fingerprinting & quantitative MR
--------------	--------------	---

- 12:00 12:30 00:30 MR fingerprinting, Synthetic MRI
- 12:30 12:45 00:15 How well do synthetic images match acquired images in patients with pathology?
- 12:45 13:00 00:15 What spatial resolution is adequate for clinical MR fingerprinting?

13:00 14:00 01:00 Lunch

14:15	15:45	01:30 FETO-PLACENTAL IMAGING PRE-COURSE COLLOQUIUM session I-B (concurrent)
--------------	--------------	--

- 14:15 14:30 00:15 MR evaluation of fetal lung anomalies
- 14:30 14:45 00:15 Diagnostic Dilemmas: Abdominal wall defects from the belly button up
- 14:45 15:00 00:15 Diagnostic Dilemmas: Abdominal wall defects from the belly button down
- 15:00 15:15 00:15 MR use for Skeletal Dysplasias
- 15:15 15:45 00:30 Discussion

**IPR 2021 - 8th International Pediatric Radiology Conjoint Meeting & Exhibition - Rome, June 14-19, 2021
Preliminary Program**

LEGENDA			
Pre-Courses	Categorical Courses	Scientific Sessions	Sunrise Sessions
14:15	15:45	01:30 WFPI PRE-COURSE COLLOQUIUM session II-B (concurrent) Imaging of tuberculosis – past or current problem?	
14:15	14:35	00:20 Classical signs of TB – what do I need to know?	
14:35	14:55	00:20 Look beyond the lungs – MSK and CNS involvement	
14:55	15:15	00:20 Mimics and pitfalls in imaging of childhood TB	
15:15	15:35	00:20 New imaging approach and future directions in TB imaging	
15:35	15:45	00:10 Discussion	
14:15	15:45	01:30 POSTMORTEM PRE-COURSE COLLOQUIUM session III-B (concurrent) The technique	
14:15	14:40	00:25 Post mortem MRI - how I do it	
14:40	15:05	00:25 Post mortem Ultrasound - how I do it	
15:05	15:30	00:25 Post mortem CT - how I do it	
15:30	15:45	00:15 Discussion	
14:15	15:45	01:30 CHILD ABUSE PRE-COURSE COLLOQUIUM session IV-B (concurrent) Body, Bloods & Bones (II)	
14:15	14:40	00:25 Visceral Injury: Need for Routine Liver Function Tests and/or Abdominal Ultrasound?	
14:40	15:05	00:25 Strangulation: Is there a Role for Imaging?	
15:05	15:30	00:25 Normal Variants of the Skeleton not to be Confused with Inflicted Injury	
15:30	15:45	00:15 Discussion	
14:15	15:00	00:45 ADVANCED PEDIATRIC MRI PRE-COURSE COLLOQUIUM session V-B1 (concurrent) Neonatal imaging	
14:15	14:30	00:15 Optimized protocols for neonatal imaging	
14:30	14:45	00:15 MRI in the NICU	
14:45	15:00	00:15 Diffusion imaging in the neonatal brain	
15:00	15:45	00:45 ADVANCED PEDIATRIC MRI PRE-COURSE COLLOQUIUM session V-B2 (concurrent) Myelin imaging	
15:00	15:25	00:25 Methods for myelin imaging	
15:25	15:45	00:20 How accurate is myelin imaging?	
15:45	16:15	00:30 Break	

IPR 2021 - 8th International Pediatric Radiology Conjoint Meeting & Exhibition - Rome, June 14-19, 2021

Preliminary Program

LEGENDA			
	Pre-Courses		Categorical Courses
	Scientific Sessions		Sunrise Sessions

16:00	17:45	01:45 FETO-PLACENTAL IMAGING PRE-COURSE COLLOQUIUM session I-C (concurrent)	
16:00	16:20	00:20	3T fetal MR imaging: How do we make it work?
16:20	16:40	00:20	Tales from the Artificial Womb – emerging applications of CE US in fetal medicine
16:40	17:00	00:20	Fetal imaging what the fetal surgeon wants to know
17:00	17:20	00:20	How to establish a fetal center in Europe
17:20	17:45	00:25	GAMES!!!!
16:15	17:45	01:30 WFPI PRE-COURSE COLLOQUIUM session II-C (concurrent) Paediatric MRI – worldwide approach	
16:15	16:35	00:20	Standardisation of paediatric MRI: international initiatives
16:35	16:55	00:20	Challenges in paediatric MRI: technical details I hate, but need to know
16:55	17:15	00:20	Updates and new approaches in paediatric musculoskeletal MRI
17:15	17:35	00:20	Oncology and whole body MRI imaging: how and when to achieve the best results
17:35	17:45	00:10	Discussion
16:15	17:45	01:30 POSTMORTEM PRE-COURSE COLLOQUIUM session III-C (concurrent) The main findings	
16:15	16:40	00:25	Post mortem imaging - CNS
16:40	17:05	00:25	Post mortem imaging - chest
17:05	17:30	00:25	Post mortem imaging - abdomen
17:30	17:45	00:15	Discussion
16:15	17:45	01:30 CHILD ABUSE PRE-COURSE COLLOQUIUM session IV-C (concurrent) Evolving Techniques	
16:15	16:40	00:25	Artificial Intelligence
16:40	17:05	00:25	Finite Element Analysis
17:05	17:30	00:25	HRpQCT and microCT
17:30	17:45	00:15	Discussion
16:15	17:45	01:30 ADVANCED PEDIATRIC MRI PRE-COURSE COLLOQUIUM session V-C (concurrent) Cardiac MRI	
16:15	16:40	00:25	Overview
16:40	17:05	00:25	4D Flow: standardization and applications
17:05	17:30	00:25	Oxygenation sensitive CMR
17:30	17:45	00:15	Discussion
10:00	18:00	08:00	ESPR Board Meeting / SPR Board Meeting

IPR 2021 - 8th International Pediatric Radiology Conjoint Meeting & Exhibition - Rome, June 14-19, 2021
Preliminary Program

LEGENDA			
	Pre-Courses		Categorical Courses
	Scientific Sessions		Sunrise Sessions

Tuesday, June 15, 2021

Start Time	End Time	Duration	Item
08:30	17:30	09:00	Registration
08:30	10:00	01:30	FETO-PLACENTAL IMAGING PRE-COURSE COLLOQUIUM session I-D (concurrent)
08:30	08:55	00:25	Normal placenta imaging
08:55	09:20	00:25	Abnormal placenta imaging
09:20	10:00	00:40	Real time scrolling through cases
08:30	10:00	01:30	WFPI PRE-COURSE COLLOQUIUM session II-D (concurrent) Paediatric ultrasound – who, how and where (WFPI)
08:30	08:50	00:20	Point-of-care ultrasound initiatives - the Bridge to Health partnership experience and beyond
08:50	09:10	00:20	Training Initiatives and Task Shifting in Africa
09:10	09:30	00:20	Standards and experience: a long history of practice in South America
09:30	09:50	00:20	New techniques and equipment – value and challenges
09:50	10:00	00:10	Discussion
08:30	10:00	01:30	POSTMORTEM PRE-COURSE COLLOQUIUM session III-D (concurrent) Reporting and correlating with pathology
08:30	08:55	00:25	Template reporting
08:55	09:20	00:25	Tissue sampling - minimally invasive autopsy
09:20	09:45	00:25	Mock MDT: radio-pathological correlation
09:45	10:00	00:15	Discussion
08:30	10:00	01:30	CHILD ABUSE PRE-COURSE COLLOQUIUM session IV-D (concurrent) Brain
08:30	08:50	00:20	Venous Injury
08:50	09:10	00:20	Parenchymal injury
09:10	09:30	00:20	Spine injury
09:30	09:50	00:20	Metabolic Imaging
09:50	10:00	00:10	Discussion

IPR 2021 - 8th International Pediatric Radiology Conjoint Meeting & Exhibition - Rome, June 14-19, 2021

Preliminary Program

LEGENDA			
Pre-Courses	Categorical Courses	Scientific Sessions	Sunrise Sessions
08:30	09:15	00:45	ADVANCED PEDIATRIC MRI PRE-COURSE COLLOQUIUM session V-D1 (concurrent) MR Urography
08:30	08:45	00:15	Patient preparation and protocol for anatomical information
08:45	09:00	00:15	Recommended protocol for dynamic imaging and post-processing options
09:00	09:15	00:15	Does MRU provide reliable, quantitative, information on renal function?
09:15	10:00	00:45	ADVANCED PEDIATRIC MRI PRE-COURSE COLLOQUIUM session V-D2 (concurrent) Arterial Spin Labeling (ASL) Perfusion
09:15	09:30	00:15	Recommended labelling method and merits of 2D/3D acquisitions
09:30	09:45	00:15	Single or multiple delays for clinical studies? Labelling efficiency and other sources of error
09:45	10:00	00:15	Advantages and disadvantages compared to DSC perfusion
10:00	10:30	00:30	Break
10:30	12:00	01:30	FETO-PLACENTAL IMAGING PRE-COURSE COLLOQUIUM session I-E (concurrent)
10:30	10:50	00:20	Advanced placental MRI imaging
10:50	11:15	00:25	Development of new MRI sequences for placenta imaging
11:15	11:40	00:25	Newest advances in placenta research
11:40	12:00	00:20	Cases from your institution
10:30	12:00	01:30	WFPI PRE-COURSE COLLOQUIUM session II-E (concurrent) Paediatric ultrasound – forgotten tool
10:30	10:45	00:15	Value of neuro ultrasound
10:45	11:00	00:15	Chest ultrasound: yes, we can see it
11:00	11:15	00:15	Ultrasound for diagnosing tuberculosis
11:15	11:30	00:15	New recommendations in abdominal imaging
11:30	11:45	00:15	Musculoskeletal imaging: when to replace x-rays and MRIs?
11:45	12:00	00:15	Discussion
10:30	12:00	01:30	POSTMORTEM PRE-COURSE COLLOQUIUM session III-E (concurrent)
10:30	10:55	00:25	Post mortem MRI - case examples with interactive voting
10:55	11:45	00:50	Bring your own cases - audience participation
11:45	12:00	00:15	Conclusions

IPR 2021 - 8th International Pediatric Radiology Conjoint Meeting & Exhibition - Rome, June 14-19, 2021
Preliminary Program

LEGENDA			
Pre-Courses	Categorical Courses	Scientific Sessions	Sunrise Sessions

10:30 12:00 01:30 CHILD ABUSE PRE-COURSE COLLOQUIUM session IV-E (concurrent) Medico-Legal

10:30 10:55 00:25 What do the Lawyers Want?
 10:55 11:20 00:25 What does the Judge Want?
 11:20 11:45 00:25 What does the Radiologist Want?
 11:45 12:00 00:15 Discussion

10:30 11:15 00:45 ADVANCED PEDIATRIC MRI PRE-COURSE COLLOQUIUM session V-E1 (concurrent) A physician's guide to DTI

10:30 10:55 00:25 Choice of sequence and data analysis considerations details
 10:55 11:15 00:20 Clinical trade offs : Time spent versus information gained

11:15 12:00 00:45 ADVANCED PEDIATRIC MRI PRE-COURSE COLLOQUIUM session V-E2 (concurrent) Neuro Oncology: The role of MRI in the treatment of pediatric brain tumors

11:15 11:30 00:15 Recommended protocols for, and relative merits of, DSC and/or DCE
 11:30 11:45 00:15 Protocols for DWI/DTI/DKI/Multi-shell diffusion, APT, MT & Spectroscopy
 11:45 12:00 00:15 Clinical assessment of treatment response

12:00 13:00 01:00 Lunch Break

****** end of the PRE-COURSES COLLOQUIUM and beginning of the IPR 2021 Congress ******

13:00 14:50 01:50 Categorical Course I-A (concurrent): Neuro/Head&Neck: the essentials

13:00 13:18 00:18 Brain and spine ultrasound made simple
 13:18 13:36 00:18 Emergency head imaging: problems unique to children
 13:36 13:54 00:18 Emergency neck imaging: lumps and bumps
 13:54 14:12 00:18 Ventriculomegaly: when do I worry?
 14:12 14:30 00:18 Congenital spinal abnormalities: dysraphisms for dummies
 14:30 14:48 00:18 Brain things you can't miss (cases)

IPR 2021 - 8th International Pediatric Radiology Conjoint Meeting & Exhibition - Rome, June 14-19, 2021

Preliminary Program

LEGENDA			
Pre-Courses	Categorical Courses	Scientific Sessions	Sunrise Sessions
13:00	14:50	01:50 Categorical Course I-B (concurrent): Cardiac: tips for specialists	
13:00	13:18	00:18 Fast and Functional: the latest imaging techniques	
13:18	13:36	00:18 Aortic and cardiac emergencies: what to look out for	
13:36	13:54	00:18 Quantitative biomarkers in cardiac imaging	
13:54	14:12	00:18 Advances in MR angiography for CHD	
14:12	14:30	00:18 Pediatric sudden cardiac death	
14:30	14:48	00:18 Fetal cardiac imaging and what to do - (cases)	
15:00	15:30	00:30 Break	
15:30	16:50	01:20 Categorical Course II-A (concurrent): Cardiac: the essentials	
15:30	15:46	00:16 Congenital heart disease - removing the fear (for idiots/beginners/dummies)	
15:46	16:02	00:16 Common congenital heart disease surgeries and their imaging	
16:02	16:18	00:16 Vascular Rings and Slings	
16:18	16:34	00:16 How to spot cardiac disease on chest radiographs (cases)	
16:34	16:50	00:16 How to perform cardiac CT without sedation in neonates and infants	
15:30	16:50	01:20 Categorical Course II-B (concurrent): Neuro/Head&Neck: tips for specialists	
15:30	15:46	00:16 Vessel wall imaging: pediatric stroke and beyond	
15:46	16:02	00:16 Changing landscape of inherited white matter disease	
16:02	16:18	00:16 Hunting for epileptogenic zone in epilepsy	
16:18	16:34	00:16 Advanced imaging techniques in pediatric head and neck	
16:34	16:50	00:16 Pediatric neuro: wild and crazy (cases)	
17:00	17:30	00:30 Opening Ceremony and Guy Sebag Award - Drs Andrea Rossi (ESPR) and Damien Grattan-Smith (SPR)	
17:30	19:00	01:30 Opening lectures & Round Table	
	19:00	Adjourn	
19:00	22:00	03:00 Welcome Reception & Dancing	

IPR 2021 - 8th International Pediatric Radiology Conjoint Meeting & Exhibition - Rome, June 14-19, 2021

Preliminary Program

LEGENDA

Pre-Courses	Categorical Courses	Scientific Sessions	Sunrise Sessions
-------------	---------------------	---------------------	------------------

Wednesday, June 16, 2021

Start Time	End Time	Duration	Item
07:00	08:30	01:30	Breakfast
07:00	18:00	11:00	Registration
07:50	08:00	00:10	Welcome and Announcements
08:00	09:30	01:30	Categorical Course III-A (concurrent): Musculoskeletal: the essentials
08:00	08:18	00:18	Hip Pain in children - a beginners guide
08:18	08:36	00:18	The mimickers of malignancy
08:36	08:54	00:18	Commonly missed fractures
08:54	09:12	00:18	Child Abuse refresher
09:12	09:30	00:18	Aunt Minnie images (cases)
08:00	09:30	01:30	Categorical Course III-B (concurrent): Gastrointestinal: tips for specialists
08:00	08:18	00:18	Liver tumors: from foetus to adolescent
08:18	08:36	00:18	Functional bowel imaging: MR and CEUS
08:36	08:54	00:18	US and MR elastography in the abdomen : the liver and beyond
08:54	09:12	00:18	How to use bubbles in the abdomen (VUR, trauma, cloaca)
09:12	09:30	00:18	Current controversies in MR enterography
09:30	10:00	00:30	Break
10:00	11:45	01:45	Scientific Session I-A: (concurrent) NEURO - Cutting edge imaging of the neonatal brain
10:00	10:15	00:15	Have we perfected basic brain imaging or is there something new to know?
10:15	11:30	01:15	Scientific Papers: 9
11:30	11:45	00:15	Can we improve our imaging protocols?

IPR 2021 - 8th International Pediatric Radiology Conjoint Meeting & Exhibition - Rome, June 14-19, 2021
Preliminary Program

LEGENDA			
Pre-Courses	Categorical Courses	Scientific Sessions	Sunrise Sessions
10:00	11:45	01:45 Scientific Session I-B: (concurrent) CARDIAC - 3D MR imaging of the fetal heart	
10:00	10:15	00:15 3D MR for early assessment of congenital heart disease	
10:15	11:30	01:15 Scientific Papers: 9	
11:30	11:45	00:15 Moving forward: Cardiac MR versus Echo	
10:00	11:45	01:45 Scientific Session I-C: (concurrent) GENITOURINARY - Updates: Genetic causes of renal abnormalities	
10:00	10:15	00:15 From image to genes: update of imaging in genetic causes of renal abnormalities	
10:15	11:30	01:15 Scientific Papers: 9	
11:30	11:45	00:15 High-resolution ultrasound of neonatal renal cystic diseases	
10:00	11:45	01:45 Scientific Session I-D (concurrent) ONCOLOGY - Hybrid imaging in predisposing conditions	
10:00	10:15	00:15 The "Intrinsically Hybrid" approach to whole body MRI	
10:15	11:30	01:15 Scientific Papers: 9	
11:30	11:45	00:15 A forecast for PET/MRI in predisposing cancer conditions	
12:00	13:00	01:00 Lunch	
12:00	13:00	01:00 Sponsor Symposium A	
12:00	13:00	01:00 Sponsor Symposium B	
13:10	14:15	01:05 Jacques Lefèbvre/Edward B. Neuhauser Lecture Moderators: Andrea Rossi, MD and Damien Grattan Smith, MD Lessons of a life as a pediatric radiologist	
14:15	15:15	01:00 Categorical Course IV-A (concurrent): Gastrointestinal: the essentials	
14:15	14:30	00:15 Bowel obstruction by age	
14:30	14:45	00:15 Congenital anomalies of the abdomen that should be followed post-natally	
14:45	15:00	00:15 Diagnosis of neonatal jaundice	
15:00	15:15	00:15 STAT! Emergencies you can't miss (cases)	

IPR 2021 - 8th International Pediatric Radiology Conjoint Meeting & Exhibition - Rome, June 14-19, 2021
Preliminary Program

LEGENDA			
Pre-Courses	Categorical Courses	Scientific Sessions	Sunrise Sessions

14:15	15:15	01:00 Categorical Course IV-B (concurrent): Musculoskeletal: tips for specialists
14:15	14:30	00:15 Newest Imaging techniques for MSK
14:30	14:45	00:15 Marrow: normal to abnormal and why
14:45	15:00	00:15 Metabolic Bone Disease made simple
15:00	15:15	00:15 Challenging MSK ultrasound (cases)
15:15	15:45	00:30 Break
15:50	16:50	01:00 Scientific Session II-A (concurrent) CHEST - The floppy windpipe: Is it always tracheomalacia?
15:50	16:05	00:15 Current imaging techniques and definitions of tracheomalacia
16:05	16:35	00:30 Scientific Papers: 4
16:35	16:50	00:15 Future perspectives
15:50	16:50	01:00 Scientific Session II-B (concurrent) CONTRAST MATERIALS - New techniques in MR vascular imaging
15:50	16:05	00:15 Old contrast, new contrast, no contrast: Where we stand in vascular imaging
16:05	16:35	00:30 Scientific Papers: 4
16:35	16:50	00:15 Potential of non-contrast enhanced angiography
15:50	16:50	01:00 Scientific Session II-C: (concurrent) WORKING TOGETHER - Celebrating the 10th Anniversary of the WFPI
15:50	16:05	00:15 The time is now - urgent need for global approach in paediatric imaging
16:05	16:20	00:15 WFPI and current international initiatives in paediatric radiology
16:20	16:35	00:15 Cultural and political similarities and differences in paediatric societies through continents
16:35	16:50	00:15 The WFPI: a success story

IPR 2021 - 8th International Pediatric Radiology Conjoint Meeting & Exhibition - Rome, June 14-19, 2021
Preliminary Program

LEGENDA			
	Pre-Courses		Categorical Courses
	Scientific Sessions		Sunrise Sessions

Scientific Session II-D: (concurrent) IMAGE GENTLY/EUROSAFE SESSION - Pediatric CT Diagnostic Reference Levels:		
15:50	16:50	01:00 Paradigm or Paradox?
15:50	16:00	00:10 DRL: potentials and challenges in children
16:00	16:10	00:10 Current status of pediatric DRL in North America
16:10	16:20	00:10 PiDRL: An EC tender initiative
16:20	16:30	00:10 iGuide and lessons learned from CT dose workshops
16:30	16:40	00:10 Other applications, collaborations and innovations in the paradigm of pediatric CT DRLs
16:40	16:50	00:10 Discussion
17:00	18:15	01:15 ESPR Awards and Honorary Members Ceremony
	18:15	Adjourn
20:00	23:30	03:30 Joint Presidents' Reception

IPR 2021 - 8th International Pediatric Radiology Conjoint Meeting & Exhibition - Rome, June 14-19, 2021

Preliminary Program

LEGENDA			
Pre-Courses	Categorical Courses	Scientific Sessions	Sunrise Sessions

Thursday, June 17, 2021

Start Time	End Time	Duration	Item
06:45	08:30	01:45	Breakfast
06:30	13:00	06:30	Registration
07:30	08:20	00:50	Sunrise Session 1-A (Concurrent): Education
07:30	07:55	00:25	Reviewing for Pediatric Radiology
07:55	08:20	00:25	Statistics for reading or writing a scientific publication: What a pediatric radiologist should know
07:30	08:20	00:50	Sunrise Session 1-B (Concurrent): Nuclear Medicine
07:30	07:55	00:25	How to optimize Nuclear Medicine techniques in children
07:55	08:20	00:25	Use of 19F-DOPA PET/CT in children with hyperinsulinism
07:30	08:20	00:50	Sunrise Session 1-C (Concurrent): Musculoskeletal
07:30	07:55	00:25	Image-guided MSK interventions
07:55	08:20	00:25	Contrast enhanced ultrasound for evaluation of hip dysplasia/AVN
07:50	10:00	02:10	Radiographers' Programming
08:30	10:00	01:30	Categorical Course V-A (concurrent) - Genitourinary: the essentials
8:30 AM	8:50 AM	00:20	UTD refresher
8:50 AM	9:10 AM	00:20	Don't be confused: common congenital GU anomalies
9:10 AM	9:30 AM	00:20	Imaging of the pelvis: when is US enough
9:30 AM	9:50 AM	00:20	STAT! Emergencies you can't miss (cases)

IPR 2021 - 8th International Pediatric Radiology Conjoint Meeting & Exhibition - Rome, June 14-19, 2021

Preliminary Program

LEGENDA			
Pre-Courses	Categorical Courses	Scientific Sessions	Sunrise Sessions

08:30	10:00	01:30 Categorical Course V-B (concurrent) - Interventional: tips for specialists
--------------	--------------	---

- | | | |
|-------|-------|---|
| 08:30 | 08:50 | 00:20 Cryoablation, microwave, RFA: when, where, why ? |
| 08:50 | 09:10 | 00:20 Inflammatory vs noninflammatory arterial stenosis: how and when to treat? |
| 09:10 | 09:30 | 00:20 Fetal vascular tumors: role of IR |
| 09:30 | 09:50 | 00:20 Difficult cases or TEN commandments in IR - case experience |

10:00	10:30	00:30 Break
--------------	--------------	--------------------

10:30	11:00	00:30 Radiographers' Programming
--------------	--------------	---

10:30	11:30	01:00 Categorical course VI-A (concurrent) - Interventional: the essentials
--------------	--------------	--

- | | | |
|-------|-------|--|
| 10:30 | 10:45 | 00:15 To drain or not to drain, and how ! |
| 10:45 | 11:00 | 00:15 Vascular malformations, practical approach |
| 11:00 | 11:15 | 00:15 Biliary intervention: tricks |
| 11:15 | 11:30 | 00:15 Renovascular disease - an update |

10:30	11:30	01:00 Categorical Course VI-B (concurrent) - Genitourinary: tips for specialists
--------------	--------------	---

- | | | |
|-------|-------|---|
| 10:30 | 10:45 | 00:15 MR of the GU tract: when and how |
| 10:45 | 11:00 | 00:15 Functional imaging of the urinary tract: when does dilation matter? |
| 11:00 | 11:15 | 00:15 The management of UTD |
| 11:15 | 11:30 | 00:15 GU-ess what? GU unknowns for the intrepid |

11:35	13:05	01:30 Radiographer's Programming
--------------	--------------	---

11:35	13:15	01:40 Scientific Session III-A: (concurrent) NEURO - From structural to functional pediatric neuroimaging
--------------	--------------	--

- | | | |
|-------|-------|--|
| 11:35 | 11:50 | 00:15 Is functional neuroimaging adding value in daily practice? |
| 11:50 | 13:00 | 01:10 Scientific Papers: 8 |
| 13:00 | 13:15 | 00:15 Functional Neuroimaging - state of the art and future directions |

**IPR 2021 - 8th International Pediatric Radiology Conjoint Meeting & Exhibition - Rome, June 14-19, 2021
Preliminary Program**

LEGENDA			
	Pre-Courses		Categorical Courses
	Scientific Sessions		Sunrise Sessions

11:35	13:15	01:40	Scientific Session III-B: (concurrent) CARDIAC - 4D flow MRI
11:35	11:50	00:15	4D MR in Congenital Heart Failure
11:50	13:00	01:10	Scientific Papers: 8
13:00	13:15	00:15	New applications of 4D MRI
11:35	13:15	01:40	Scientific Session III-C: (concurrent) GENITOURINARY - New approaches to detect damage to the pediatric kidney
11:35	11:50	00:15	What did we learn from imaging renal damage in children?
11:50	13:00	01:10	Scientific Papers: 8
13:00	13:15	00:15	Advanced imaging of the renal parenchyma
11:35	13:15	01:40	Scientific Session III-D: (concurrent) ONCOLOGY - Cardiothoracic late effects in survivors of childhood cancer
11:35	11:50	00:15	Pitfalls and errors in pediatric oncologic imaging
11:50	13:00	01:10	Scientific Papers: 8
13:00	13:15	00:15	The How and Why of screening
13:30	14:30	01:00	Lunch
13:30	14:30	01:00	Sponsor Symposium C
13:30	14:30	01:00	Sponsor Symposium D
13:30	15:00	01:30	<i>Pediatric Radiology Editorial Board Lunch meeting</i>
	14:30		Adjourn

IPR 2021 - 8th International Pediatric Radiology Conjoint Meeting & Exhibition - Rome, June 14-19, 2021

Preliminary Program

LEGENDA			
Pre-Courses	Categorical Courses	Scientific Sessions	Sunrise Sessions

Friday, June 18, 2021

Start Time	End Time	Duration	Item
06:45	08:30	01:45	Breakfast
06:30	17:00	10:30	Registration
07:30	08:20	00:50	Sunrise Session 2-A (Concurrent): Technology & AI
07:30	07:55	00:25	Deep Learning and AI in abdominal imaging
07:55	08:20	00:25	Deep Learning Algorithms for detection of pediatric chest pathology
07:30	08:20	00:50	Sunrise Session 2-B (Concurrent): Neuro
07:30	07:55	00:25	ASL perfusion of the pediatric brain: advantages and pitfalls
07:55	08:20	00:25	Voxel wise analysis of the brain: making it easy for pediatric radiologists
07:30	08:20	00:50	Sunrise Session 2-C (Concurrent): Radioprotection
07:30	07:55	00:25	Radiation protection issues in Nuclear Medicine: an update
07:55	08:20	00:25	Radiation protection issues in CT: an update
08:30	10:00	01:30	Categorical Course VII-A (concurrent) - Oncology: the essentials
08:30	08:48	00:18	Common abdominal tumors : location, location location!
08:48	09:06	00:18	Lumps and bumps of the extremities
09:06	09:24	00:18	Common CNS tumors: location, location, location !
09:24	09:42	00:18	Common chest masses
09:42	10:00	00:18	Cases: Name that mass
08:30	10:00	01:30	Categorical Course VII-B (concurrent) - Thoracic: tips for specialists
08:30	08:48	00:18	Lung infections in 2021: what is new and what we have learned
08:48	09:06	00:18	Pattern recognition for a new classification system (ILD)
09:06	09:24	00:18	Pediatric thoracic neoplasms: Beyond the imaging and Above genetics
09:24	09:42	00:18	Private tour of pediatric thoracic trauma imaging
09:42	10:00	00:18	Pediatric chest : "Zebra" diagnoses (cases)

IPR 2021 - 8th International Pediatric Radiology Conjoint Meeting & Exhibition - Rome, June 14-19, 2021

Preliminary Program

LEGENDA			
	Pre-Courses		Categorical Courses
	Scientific Sessions		Sunrise Sessions

08:30	11:55	03:25 Radiographer's programming
10:00	10:30	00:30 Break
10:30	11:55	01:25 Scientific Session IV-A: (concurrent) NEURO - Are genes or environments in control with CNS diseases?
10:30	10:45	00:15 Emerging genotype/phenotype correlations in neuro-oncology
10:45	11:40	00:55 Scientific Papers: 6
11:40	11:55	00:15 Should we know more about genetic pathways in cortical malformations?
10:30	11:55	01:25 Scientific Session IV-B: (concurrent) GASTROINTESTINAL - Star Trek here we come! Changes in abdominal imaging and biological markers
10:30	10:45	00:15 What we know so far
10:45	11:40	00:55 Scientific Papers: 6
11:40	11:55	00:15 Functional imaging of the future
10:30	11:55	01:25 Scientific Session IV-C: (concurrent) THORACIC - Fifty shades of lymphatic imaging: visualization of the invisible vessels
10:30	10:45	00:15 In acquired diseases
10:45	11:40	00:55 Scientific Papers: 6
11:40	11:55	00:15 In congenital disorders
10:30	11:55	01:25 Scientific Session IV-D: (concurrent) NUCLEAR MEDICINE - The world of PET/MR
10:30	10:45	00:15 Whole-body PET/MRI of Pediatric Patients: details that matter in the clinic
10:45	11:40	00:55 Scientific Papers: 6
11:40	11:55	00:15 Will hybrid imaging replace conventional MR in pediatric oncology?
12:00	12:30	00:30 JeSPeR Lecture
		Imaging challenges in the assessment of response to therapy in pediatric neurooncology
12:45	13:45	01:00 Lunch
12:45	13:45	01:00 Sponsor Symposium E
12:45	13:45	01:00 Sponsor Symposium F

IPR 2021 - 8th International Pediatric Radiology Conjoint Meeting & Exhibition - Rome, June 14-19, 2021

Preliminary Program

LEGENDA			
Pre-Courses	Categorical Courses	Scientific Sessions	Sunrise Sessions

13:50 15:15 01:25 IPR Olympics Panel

15:20 16:20 01:00 Categorical Course VIII-A (concurrent): Thoracic: the essentials

15:20 15:35 00:15 Neonatal chest imaging: old fashioned cookies with new sprinkles
 15:35 15:50 00:15 Congenital malformations of lungs and airways
 15:50 16:05 00:15 Chest wall masses
 16:05 16:20 00:15 Pediatric chest "Must Know Diagnoses" (cases)

15:20 16:20 01:00 Categorical course VIII-B (concurrent): Oncology: tips for specialists

15:20 15:35 00:15 Contrast enhanced ultrasound as a problem solving tool in pediatric oncology
 15:35 15:50 00:15 AI in pediatric oncologic imaging
 15:50 16:05 00:15 Tumors in syndromes: what is important, when to screen
 16:05 16:20 00:15 Tumor or not (tumors vs their mimics; cases)

13:50 16:20 02:30 Radiographers' programming

16:20 16:50 00:30 Break





16:50 18:00 01:10 Radiographers' Programming

16:50 18:00 Scientific Session V-A: (concurrent) ARTIFICIAL INTELLIGENCE AND INFORMATICS - Integrating AI tools into pediatric radiology practice

16:50 17:05 00:15 Current state of artificial intelligence tools in pediatric radiology: How can we improve our workflow?
 17:05 17:45 00:40 Scientific Papers: 5
 17:45 18:00 00:15 Human-machine partnership in pediatric radiology: How can AI help us?

IPR 2021 - 8th International Pediatric Radiology Conjoint Meeting & Exhibition - Rome, June 14-19, 2021

Preliminary Program

LEGENDA			
 Pre-Courses	 Categorical Courses	 Scientific Sessions	 Sunrise Sessions
16:50	18:00	01:10 Scientific Session V-B : (concurrent) EDUCATION AND CAREER DEVELOPMENT	
16:50	17:05	00:15 Across the big pond: fostering career development	
17:05	17:20	00:15 Pediatric Radiology - perspectives from a medical student	
17:20	17:35	00:15 Establishing competence in pediatric radiology	
17:35	17:50	00:15 What is so great about Pediatric Radiology?	
17:50	18:00	00:10 Discussion	
16:50	18:00	01:10 Scientific Session V-C: (concurrent) ONCOLOGY - Late effects in survivors of childhood cancer, brain and spine	
16:50	17:05	00:15 What are the late effects in survivors of childhood cancer?	
17:05	17:45	00:40 Scientific Papers: 5	
17:45	18:00	00:15 How to optimize detection of late effects, new techniques, or methods	
16:50	18:00	01:10 Scientific Session V-D: (concurrent) NUCLEAR MEDICINE - Theranostics: more than just a difficult word to pronounce	
16:50	17:05	00:15 Theranostics: update on a silent revolution	
17:05	17:45	00:40 Scientific Papers: 5	
17:45	18:00	00:15 Hot issues and new frontiers in theranostics in children	
	18:00	Adjourn	
21:00	23:00	02:00 Concert	

IPR 2021 - 8th International Pediatric Radiology Conjoint Meeting & Exhibition - Rome, June 14-19, 2021

Preliminary Program





LEGENDA			
Pre-Courses	Categorical Courses	Scientific Sessions	Sunrise Sessions

Saturday, June 19, 2021

Start Time	End Time	Duration	Item
06:45	08:30	01:45	Breakfast
06:30	17:30	11:00	Registration
07:30	08:20	00:50	Sunrise Session 3-A (Concurrent): Body Imaging
07:30	07:55	00:25	How to optimize MRI for appendicitis
07:55	08:20	00:25	MRI and Ultrasound of the pelvic floor in anorectal malformation
07:30	08:20	00:50	Sunrise Session 3-B (Concurrent): MRI
07:30	07:55	00:25	Real-time MRI in children: what does it mean?
07:55	08:20	00:25	Whole body MRI - technique optimization
07:30	08:20	00:50	Sunrise Session 3-C (Concurrent): Chest
07:30	07:55	00:25	Lung MRI: Current practical techniques and how to optimize it
07:55	08:20	00:25	Functional MR imaging of the lung
08:30	10:00	01:30	Categorical Course IX-A (concurrent): Imaging strategies: the essentials
08:30	08:52	00:22	For the patient: Child life and patient preparation
08:52	09:14	00:22	For the patient: the latest in sedation/sedatives techniques
09:14	09:36	00:22	For the patient: CT and MRI techniques: faster is better
09:36	09:58	00:22	Challenging children: how to prepare (cases, strategies)
08:30	10:00	01:30	Categorical Course IX-B (concurrent): Imaging strategies: tips for specialists
08:30	08:52	00:22	For the radiologist: Ergonomics and screen management
08:52	09:14	00:22	For the radiologist: preventing and managing burnout
09:14	09:36	00:22	For the radiologist: AI ready for prime time
09:36	09:58	00:22	For the radiologist: Children centered care: beyond the waiting room

IPR 2021 - 8th International Pediatric Radiology Conjoint Meeting & Exhibition - Rome, June 14-19, 2021

Preliminary Program

LEGENDA							
	Pre-Courses		Categorical Courses		Scientific Sessions		Sunrise Sessions
10:00	10:30	00:30	Break				
10:30	11:55	01:25	Scientific Session VI-A (concurrent) JUNIOR IPR SESSION - How to build an academic career in Pediatric Radiology				
10:30	10:45	00:15	Tips to do your first research project				
10:45	11:00	00:15	Tips to write your first manuscript				
11:00	11:15	00:15	Fellowships available in Europe				
11:15	11:30	00:15	Fellowships available in USA				
11:30	11:45	00:15	Fellowships available in Canada				
11:45	11:55	00:10	ESOR-ESPR exchange program for paediatric radiology fellowships				
10:30	11:55	01:25	Scientific Session VI-B (concurrent) GASTROINTESTINAL - Quantitative imaging of the bowel: peristalsing to the future				
10:30	10:45	00:15	State of the art				
10:45	11:40	00:55	Scientific Papers: 6				
11:40	11:55	00:15	New directions for understanding bowel physiology				
10:30	11:55	01:25	Scientific Session VI-C: (concurrent) MUSCULOSKELETAL - New developments in MSK imaging				
10:30	10:45	00:15	Fast and accurate: the new challenge in pediatric MSK imaging				
10:45	11:40	00:55	Scientific Papers: 6				
11:40	11:55	00:15	The future of qualitative and quantitative musculoskeletal imaging in children				
10:30	11:55	01:25	Scientific Session VI-D: (concurrent) FETAL IMAGING - New steps in imaging the fetus				
10:30	10:45	00:15	What have we done so far to image the fetus?				
10:45	11:40	00:55	Scientific Papers: 6				
11:40	11:55	00:15	The future in imaging the conceptus: new coils, sequences, and all the new bells and whistles				
12:00	13:00	01:00	ESPR General Assembly				
12:00	13:00	01:00	SPR Business Meeting				
13:00	14:00	01:00	Lunch				





IPR 2021 - 8th International Pediatric Radiology Conjoint Meeting & Exhibition - Rome, June 14-19, 2021
Preliminary Program

LEGENDA			
	Pre-Courses		Categorical Courses
	Scientific Sessions		Sunrise Sessions

14:10	15:30	01:20 Scientific Session VII-A: (concurrent) INTERVENTIONAL RADIOLOGY - Pediatric Endovascular Therapy	
14:10	14:25	00:15	Endovascular interventions in Children
14:25	15:15	00:50	Scientific Papers: 6
15:15	15:30	00:15	New ideas for vascular repair: where are we going to?
Scientific Session VII-B: (concurrent) GASTROINTESTINAL - It is not just about the heart: GI pathology in children with			
14:10	15:30	01:20 congenital cardiovascular disease	
14:10	14:25	00:15	State of the art
14:25	15:15	00:50	Scientific Papers: 6
15:15	15:30	00:15	The Fontan liver: what do all those nodules mean?
Scientific Session VII-C: (concurrent) MUSCULOSKELETAL IMAGING - Emerging quantitative MR imaging biomarkers in			
14:10	15:30	01:20 inflammatory arthritis	
14:10	14:25	00:15	Quantitative imaging of juvenile inflammatory arthritis: where we stand
14:25	15:15	00:50	Scientific Papers: 6
15:15	15:30	00:15	MRI imaging of biomarkers: the future of diagnosis and targeted treatment in JIA
Scientific Session VII-D: (concurrent) FETAL IMAGING - From fetal to postnatal, pushing the edge of lethality: diagnosis we			
14:10	15:30	01:20 know, diagnosis we don't	
14:10	14:25	00:15	Tricks and troubleshooting to reach the correct diagnosis
14:25	15:15	00:50	Scientific Papers: 6
15:15	15:30	00:15	What can we now diagnose that we didn't know before?
15:30	16:00	00:30 Break	
Scientific Session VIII-A: (concurrent) INTERVENTIONAL RADIOLOGY - Interventional oncology for local delivery of			
16:00	17:20	01:20	
16:00	16:15	00:15	Pediatric oncology and IR
16:15	17:05	00:50	Scientific Papers: 6
17:05	17:20	00:15	Minimally invasive cancer therapies of the future

IPR 2021 - 8th International Pediatric Radiology Conjoint Meeting & Exhibition - Rome, June 14-19, 2021

Preliminary Program

LEGENDA			
 Pre-Courses	 Categorical Courses	 Scientific Sessions	 Sunrise Sessions
16:00	17:20	01:20 Scientific Session VIII-B: (concurrent) CONTRAST MATERIALS - Bubbles in radiology: CEUS	
16:00	16:15	00:15 Current applications and limitations of CEUS in pediatric radiology	
16:15	17:05	00:50 Scientific Papers: 6	
17:05	17:20	00:15 From lesion characterization to targeted drug delivery: the future of CEUS	
16:00	17:20	01:20 Scientific Session VIII-C: (concurrent) GASTROINTESTINAL - Imaging of pancreatitis in pediatrics	
16:00	16:15	00:15 Present techniques in pediatric pancreatic imaging	
16:15	17:05	00:50 Scientific Papers: 6	
17:05	17:20	00:15 New pathways to examine biliary disease	
16:00	17:20	01:20 Scientific Session VIII-D: (concurrent) FETAL IMAGING - Thoracic fetal imaging	
16:00	16:15	00:15 When to watch, when to cut, and when to ignore	
16:15	17:05	00:50 Scientific Papers: 6	
17:05	17:20	00:15 New directions in fetal lung imaging	
17:25	17:45	00:20 Closing Ceremony	
20:00	23:30	03:30 Dinner Dance	